







The MILEGEND version 2 is a slimmed designed surface or suspended mounted LED emergency exit sign with easy installation.

- Colour Temperature: 4500k
- Colour: White (/WH)
- Emergency Options:
Three Hour Maintained (/ME3),
Three Hour Non Maintained (/NME3),
Self Test (/ME3-ST),
DALI Addressable Emergency (/ME3-PRO)
- If ME3-WI is required please speak to Technical
- Viewing distance: 20 metres
- IP Rating: IP20
- Mounting: Surface mounted, Drop rod suspended or Wire suspension kits (/SM/DR/WS)
- Supplied with EN6598 format legends as standard.
- Polycarbonate Body
- Dimensions: (Length x Width x Depth) 237 x 137 x 46mm
- Legends as per MIEX/MIEX2

Product	MILEGEND Version 2 Surface Mounted or Wire Suspended LED Exit Sign			
Light Source	LED			
System Power	/4.3W			
Size	237 x 137 x 46mm			
Driver	/STD Non Dimming			
Colour Temperature	4500k			
Colour	/WH White			
Emergency	/ME3 Three hour main- tained emergency	/NME3 Three hour non-maintained emergency	/ME3-ST Three hour main- tained self test emergency	/ME3-PRO Three hour DALI addressable emergency
To Specify: MILEGEND V2 4.3W, 4500k as standard, LED surface mounted finished white supplied complete with standard control gear, arrow down legend and three hour non-maintained emergency. Part code: MILEGEND/V2/4.3W/WH//NME3/AD				

Legend Options

- (AU) - Arrow Up 
- (AR) - Arrow Right 
- (AL) - Arrow Left 
- (AD) - Arrow Down 

How to Specify

MIR/RANGE/SW/LM/SIZE/DIM/840/OPT/ME3

- Style
- Range abbreviation
- Wattage
- Lumens
- Size
- Driver
- Colour Temperature
- Options
- Emergency